

### Highlights

- Integrated cavity design, guaranteeing superior performance and reliability.
- Full band up to 2.7GHz, covering 5G systems.
- Lower PIM, -160dBc @ 20w, tested on each port and each frequency band.
- Customized products are available.
- IP67 protection ensures stable performance in any environment.



Models	Descriptions
V2S727-M6P	2-way, 698-2700MHz, -160dBc, 4.3-10 Type, IP67
V3S727-M6P	3-way, 698-2700MHz, -160dBc, 4.3-10 Type, IP67
V4S727-M6P	4-way, 698-2700MHz, -160dBc, 4.3-10 Type, IP67
V2S727-N6P	2-way, 698-2700MHz, -160dBc, N Type, IP67
V3S727-N6P	3-way, 698-2700MHz, -160dBc, N Type, IP67
V4S727-N6P	4-way, 698-2700MHz, -160dBc, N Type, IP67
V2S727-D6P	2-way, 698-2700MHz, -160dBc, DIN Type, IP67
V3S727-D6P	3-way, 698-2700MHz, -160dBc, DIN Type, IP67
V4S727-D6P	4-way, 698-2700MHz, -160dBc, DIN Type, IP67

### ELECTRICAL SPECIFICATIONS

Type	2-way	3-way	4-way
Frequency	698-2700MHz		
Intermodulation	≤-160dBc (IMD3 with 2x20W)		
Split Loss	≤3.0dB±0.3dB	≤4.8dB±0.3dB	≤5.8dB±0.3dB
VSWR	≤1.22		
Impedance	50Ω		
Power Handling	300w Average		

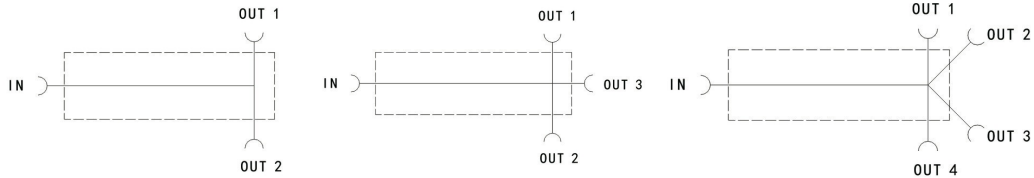
### ENVIRONMENT SPECIFICATIONS

Operating Temperature	-30°C to +75°C   -22°F to +167°F
Storage Temperature	-40°C to +85°C   -40°F to +185°F
Relative Humidity	Up to 95%
Application	Indoor or Outdoor (IP67)

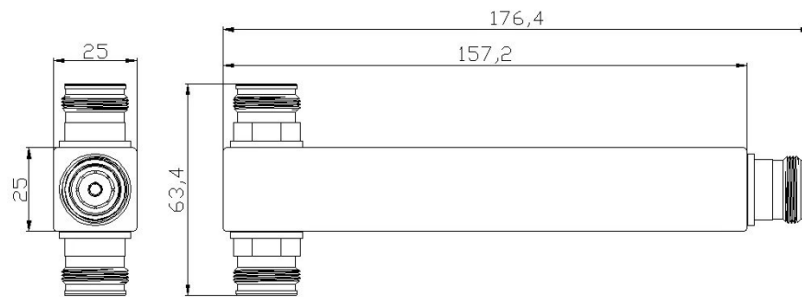
### MECHANICAL SPECIFICATIONS

Color	Black or Gray		
Connectors	4.3-10 Female or N Female or DIN Female		
Weight	0.4Kg   0.88lb	0.5Kg   1.1lb	0.6Kg   1.32lb
Dimensions	157.2*25*25mm 6.19*0.98*0.98in	188*25*25mm 7.4*0.98*0.98in	188*25*25mm 7.4*0.98*0.98in


## Block Diagram



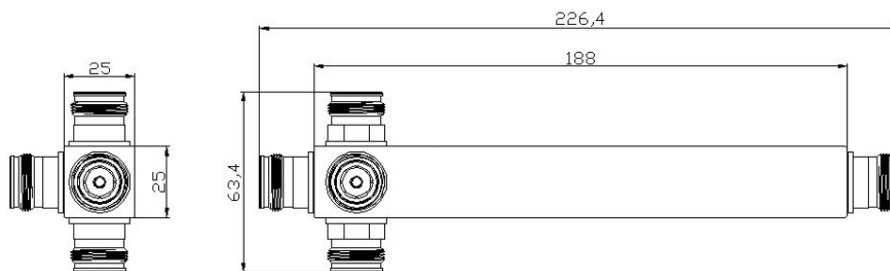
## Outline Drawing



2-way Splitters



3-way Splitters



4-way Splitters